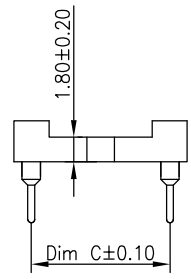
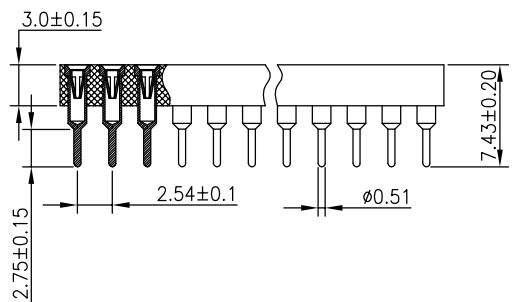
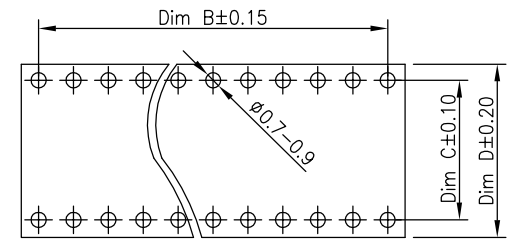
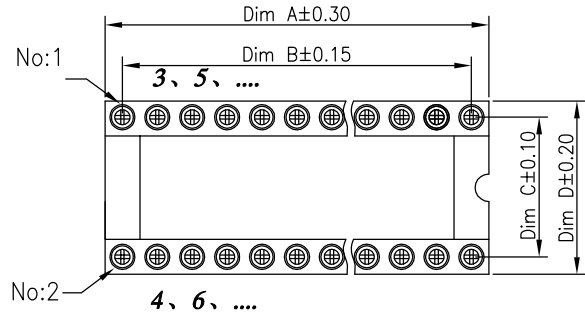


**HSF** RoHS

Insoulstor type: Opem frame

Recommended P.C.B Layout(Top Side)  
(PCB BOARD TOLERANCE±0.05)

Contact	Dim A	Dim B	Dim C	Dim D
6	7.62	5.08	7.62	10.16
8	10.16	7.62	7.62	10.16
10	12.70	10.16	7.62	10.16
14	17.78	15.24	7.62	10.16
16	20.32	17.78	7.62	10.16
18	22.86	20.32	7.62	10.16
20	25.40	22.86	7.62	10.16
24	30.48	27.94	7.62	10.16
28	35.56	33.02	7.62	10.16
20	25.40	22.86	10.16	12.70
22	27.94	25.40	10.16	12.70
24	30.48	27.94	10.16	12.70
28	35.56	33.02	10.16	12.70
24	30.48	27.94	15.24	17.78
28	35.56	33.02	15.24	17.78
32	40.64	38.10	10.16	12.70
32	40.64	38.10	15.24	17.78
36	45.72	43.18	15.24	17.78
40	50.80	48.26	15.24	17.78
42	53.34	50.80	15.24	17.78
48	60.96	58.42	15.24	17.78
50	63.50	60.96	15.24	17.78
52	66.04	63.50	15.24	17.78
50	63.50	60.96	22.86	25.40
52	66.04	63.50	22.86	25.40
64	81.28	78.74	22.86	25.40



**Ordering Information**

7210- 30 X XX S XX 074 X 1

N=7.62PH  
E=10.16PH  
W=15.24PH  
Y=22.86PH

No.of Pins  
6~64Pins

Connector Type  
G0=Gold Flash  
S0=Gold Flash/Tin  
S3=10u" Gold/Tin  
S4=15u" Gold/Tin  
S5=30u" Gold/Tin

Pin Length  
074=7.43mm

Packing  
0=Pe Bag  
T=Tube

**Technical Specs:**

Insulator: Black glass filled polyester PBT/PPS  
 Flammability: UL 94V-0  
 Sleeve: Brass  
 Contact clip(4/6 finger): Beryllium copper(C17200/C17530)  
 Accepted pin: Ø0.40 to 0.60mm  
 Forces: (polished steel gauge Ø0.50mm)  
 Mechanical life: min100 cycles  
 Rated current: 3.0A  
 Contact resistance: max 20mΩ  
 Dielectric resistance: 1000MΩ Min  
 Voltage:1000V  
 Humidity:MSL Level :2  
 Operation Temperature: -40°c to +105°c

OPERATION	DRAW	YYuSheng	20.10.08	SCALE	FIT	PART NO.	721030XXXSXX074X1
X.X ±0.30	CHECK			UNIT	mm		
X.XX ±0.20				SIZE	A4		
X.XXX ±0.10	APPROVE			SHEET	1/1	TITLE:	2.54x3.0 Machine Pin IC Socket L=7.43mm
Angle ±3°				PROJ.	◆		
DIM TOL							

