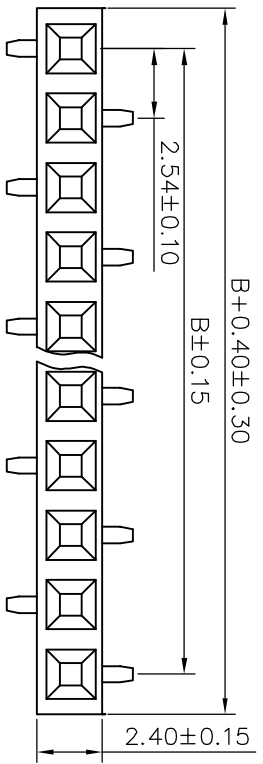


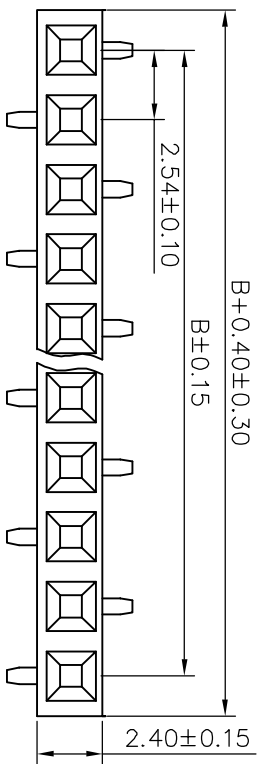
A	2.54 x No. of Contacts
B	2.54 x No. of Positions

SPECIFICATIONS

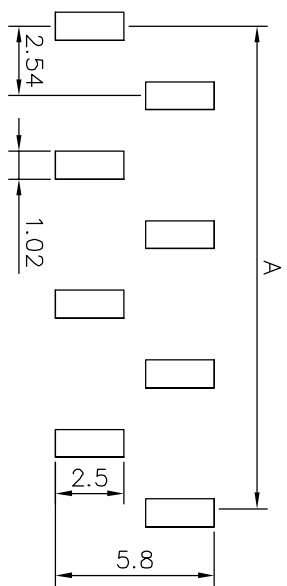
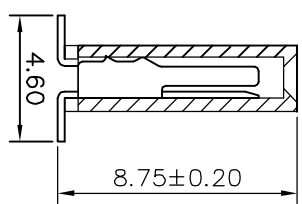
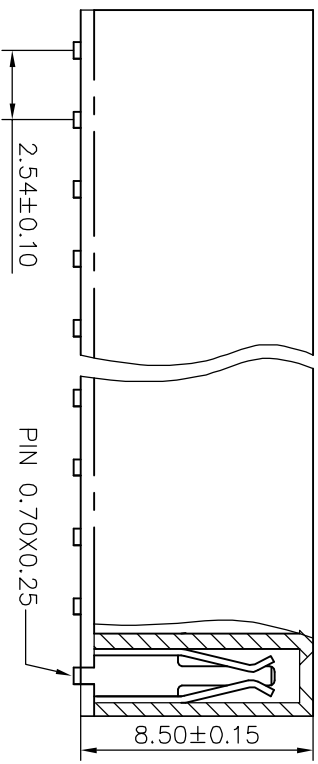
Current Rating: 3 Amps
 Withstanding Voltage: AC 1000V
 Insulation Resistance: 1000MΩ Min
 Contact Resistance: 20mΩ Max
 Insulator Material: Polyester (UL94V-0)
 Standard: 6T
 Contact Material: Brass
 Contact Plating: Au or SN over 50n" Ni
 Operation Temperature: -40° to +105°
 Max. Processing Temp: 180° C for 30-60 seconds
 (200° C for 10 seconds)



Type 1



Type 2



2285 1 06 G0 C M U 01

RECOMMEND P.C. BOARD LAYOUT

PCB TOLERANCE: ±0.05 (TOP VIEW)

Piastics Height 50=5.0mm 57=5.7mm 68=6.8mm 71=7.1mm 81=8.1mm 85=8.5mm	No. of Rows 1=Single Row 2=Dual Row	No. of Pins Per Row 2X40 2--80	Contact Plating SN: Tin G0: Gold Flash G2: 5U" Gold G3: 10U" Gold G4: 15U" Gold G5: 30U" Gold S0: Gold Flash/Tin Standard: G0	Insulator Material Option A BK-PBT B BK-PA66 C BK-PA6T D BK-PA46 F KB-LCP S Special	Connector Type S=Straight R=Right Angle M=SMV
---	---	--------------------------------------	--	---	--



深圳市锦凌电子有限公司
 SHENZHEN JINLING ELECTRONICS CO., LTD
 Tel: 86-755-2997-5818 Fax: 86-755-2997-5588

UNLESS OTHERWISE SPECIFIED TOLERANCE		DRAWING NAME:	
X : ±0.3	X° : ±5°	2.54PF	1xNPin H8.5 SMT U型
X.X : ±0.2	X.X° : ±1°	SIZE	A4
X.XX : ±0.1	X.XX° : ±0.5°	REV	A
DRAWN	吴奇	CHECKED:	
DATE:	25/08/10	DATE:	/ /
		APPROVED:	
		DATE:	/ /