FILE:

REV	E.C.N NO.	CONTENT	CHK	DATE
V0.0		初做成	ZCP	

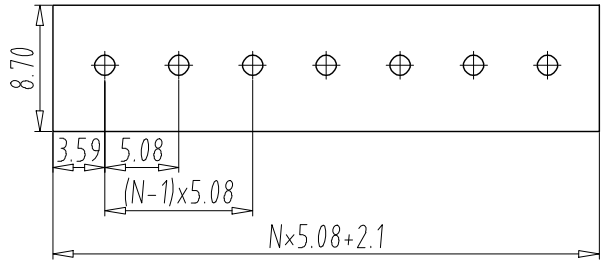

PCB Layout

NOTES:

1. Rating: <UL> 300V/16A
   <IEC> 320V/20A
2. Poles:02-24P
3. Insulation Withstands Voltage: AC2000V/1 Min
4. Contact resistance: 20mΩ
5. Insulation Resistance: 500MΩ at DC500V
6. Using Temperature Range: -40°C/+115°C
7. Max soldering : +250° for 5S
8. RoHS Compliance.
9. With" ★ "is import dimension

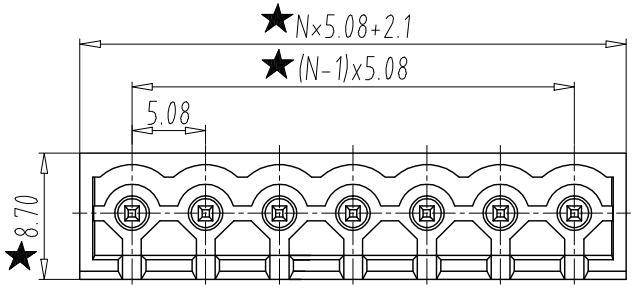

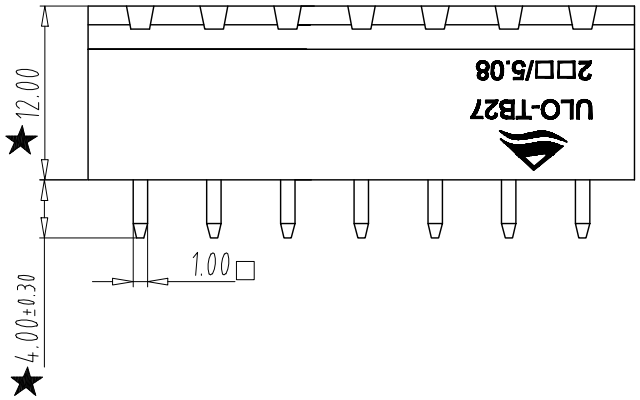

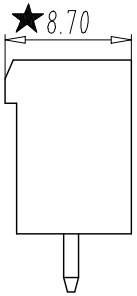

How to order

ULO-TB27 - 2VC/5.08 - □□P -Y 000A

- ULO-TB27: Certificate Series NO.
- 2VC/5.08: Factory Code
- □□P: poles
- -Y: color:
  - 1:Grey
  - 2:Blue
  - 3:Black
  - 4:Green
  - 5:Orange
  - 6:Red
  - 7:transparent
  - 8:Yellow
  - 9:White
- 000A: Customer requirements (standard)

ITEM	NAME OF PART	NO. OF PART	Q"TY	MATERIAL	NOTE
2	Solde pin	3140000011/12	P	BRASS	Sn Plated
1	Housing	4030001497	1	PA66	UL94V-0

DWG.		DATE	18.10.17	UNITS	MM
CHK.		DATE		SCALE	1:1
APP.	史文莉	DATE			
SHEET/OF	1/1	A4			
NAME	ULO-TB27-2VC/5.08-XXP-Y000A				
DWGNO.	ULOTB27Y001A				

NINGBO ULO ELECTRONICS CO.,LTD.
宁 波 欧 路 电 子 有 限 公 司

Total Pitch Tolerances in mm									Nominal dimension range in mm									⊥		÷	—		//
over 0 to 30	over 30 to 53	over 53 to 70	over 70 to 90	over 90 to 115	over 115 to 150	over 150 to 200	over 200 to 250	over 250 to 320	over 0 to 30	over 30 to 53	over 53 to 70	over 70 to 90	over 90 to 115	over 115 to 150	over 150 to 200	over 200 to 250	over 250 to 320	over 0 to 10	over 10	all	over 0 to 100	over 100 to 150	over 150
±0.18	±0.20	±0.25	±0.3	±0.35	±0.44	±0.55	±0.70	±0.75	±0.20	±0.25	±0.30	±0.35	±0.44	±0.55	±0.70	±0.80	±0.90	0.2	0.3	0.3	0.2	0.3	0.5